



# CASH DECLARATION FORM

**EN**

Read the notes on the reverse before completing this form  
 USE CAPITAL LETTERS / TICK AS APPROPRIATE

Reference number

<b>1. You are</b>	<input type="checkbox"/> Entering EU	<input type="checkbox"/> Leaving EU
-------------------	--------------------------------------	-------------------------------------

<b>2. Personal details</b>	<input type="checkbox"/> Male <input type="checkbox"/> Female	Issuing place	
Surname(s)		Issuing date	D D M M Y Y Y Y
First name(s)		Personal Number	
Nationality		Address	
Date of birth	D D M M Y Y Y Y	(Street / no.)	
Place of birth		Tow n	
ID-document	<input type="checkbox"/> Passport <input type="checkbox"/> ID <input type="checkbox"/> Other	Post code / Zip	
Passport / ID Number		Country	

<b>3. You are the owner</b>	<input type="checkbox"/> Yes (go to part 4)	No, the owner is a: (fill in the details of the owner)	<input type="checkbox"/> Legal Entity <input type="checkbox"/> Natural person
Legal Entity		Address	
		(Street / no.)	
VAT number		Tow n	
Surname(s)		Post code / Zip	
First name(s)		Country	

4. Details of the cash/monetary instruments		
	Amount	Currency
Banknotes, coins		
Other (specify)		

5. Origin and intended use of the cash/monetary instruments			
Origin			
Intended use			
You are the intended recipient	<input type="checkbox"/> Yes (go to part 6)	No, the intended recipient is a: (fill in the details of the intended recipient)	<input type="checkbox"/> Legal entity <input type="checkbox"/> Natural person
Legal Entity		Address	
		(Street / no.)	
VAT number		Tow n	
Surname(s)		Post code / Zip	
First name(s)		Country	

6. Transport details			
Means of transport	<input type="checkbox"/> Air <input type="checkbox"/> Sea <input type="checkbox"/> Road <input type="checkbox"/> Rail <input type="checkbox"/> Other		
Transport company		Reference number	
Country of departure		Departure date	D D M M Y Y Y Y
Via (Transit Country)		Transit date	D D M M Y Y Y Y
Country of destination		Arrival date	D D M M Y Y Y Y

<b>7. Signature of declarant</b> I declare that all above details are correct. I am aware that a false, inaccurate or incomplete declaration is liable to penalties, detention or confiscation of the cash by the competent authority.	<b>Signature &amp; stamp competent authority</b>   	<b>For official use only</b> Recording <input type="checkbox"/> yes <input type="checkbox"/> no Penalty <input type="checkbox"/> yes <input type="checkbox"/> no Amount of penalty: _____
		Date: D D M M Y Y Y Y

## **GENERAL INFORMATION:**

*The obligation to declare cash on entering or leaving the European Union is a part of the European Union strategy to prevent money laundering and to fight terrorist financing.*

*You must complete this form if you are entering or leaving the European Union and carrying EUR 10 000 or more in cash (or the equivalent in other currencies) [Regulation (EC) No 1889/2005, Article 3 (1)].*

*According to Regulation (EC) No 1889/2005 Article 2 (2) you have to declare:*

- a) bearer-negotiable instruments including monetary instruments in bearer form such as traveler's cheques, negotiable instruments (including cheques, promissory notes and money orders) that are either in bearer form, endorsed without restriction, made out to a fictitious payee, or otherwise in such form that title thereto passes upon delivery and incomplete instruments (including cheques, promissory notes and money orders) signed, but with the payee's name omitted;*
- b) Currency (banknotes and coins that are in circulation as a medium of exchange).*

*In the event of false, inaccurate or incomplete information, the signatory will be considered not to have fulfilled the obligation referred to in Article 3 of Regulation (EC) No 1889/2005 and is liable to penalties under Latvian Administrative Violations Code and Criminal Law. Information and personal data shall be recorded and processed by the competent authorities referred to in Article 3 of Law on Declaration of Cash at the State Border and shall be made available to the authorities referred to in Article 6 (3) of Law on Declaration of Cash at the State Border. Data will be dealt with in accordance with the Personal Data Protection Law.*

## **EXPLANATORY NOTES**

All parts in white must be completed in capital letters and dark ink (*use, where requested, one letter/number per box*) by the declarant; parts in grey are for the competent authorities.

### **1. Entering EU and Leaving EU**

Tick the box 'Entering EU' when you are entering the European Union on a journey that started outside the European Union.

Tick the box 'Leaving EU' when you are leaving the European Union on a journey that will end outside the European Union.

You need to make a declaration on entering and on leaving, even if you are only in transit. Be aware that you can be required to make further declarations on other national border crossing points of your travel.

### **2. Personal details of the declarant**

Enter the details as they appear in your ID-Document (the competent authorities can make a copy of your ID and/or travel documents).

Personal Number: enter your personal tax identification number, personal social security number or similar unique personal identification number.

### **3. Personal details of the owner**

If you are not the owner of the cash give details of the owner. The owner can be a natural person or a legal entity. Tick the appropriate box and fill in the details. Ensure to enter the Value Added Tax (VAT) number when known.

If there is more than one owner, enter the details of the other owners on annexed documents. For this purpose extra copies of the declaration form can be used. All information will constitute one declaration. All annexed pages must be signed.

### **4. Details currency/bearer negotiable instruments**

Complete the exact amount per currency and per type of bearer negotiable instruments. Provide this information in the following format: example EUR 10 358 or US DOLLAR 17 501 or BRITISH POUNDS 19 471,18 or traveler's cheques for a value of EUR 15 000.

As a general rule all financial instruments that can be physically transferred anonymously from one person to another are included in the definition of cash. You can find the definition of cash under 'general information' on top of this page.

### **5. Origin and intended use of the cash / monetary instruments**

Origin: indicate where the cash declared comes from e.g. an inheritance, savings, from a sale of property, etc.


Explain briefly the intended use: e.g. acquisition of property, investment etc.


The intended recipient can be a natural person or a legal entity (e.g. a company). Tick the appropriate box and fill in the details.


Ensure to enter the Value Added Tax (VAT) number when known.


If there is more than one intended recipient, enter the details of the other intended recipients on annexed documents. For this purpose an extra copy of the declaration form can be used. All information will constitute one declaration. All annexed pages must be signed.

### **6. Transport details**

Tick **"Air"**  on entering/leaving by aircraft. Provide the flight number or the registered number of the aircraft under Box 'Reference number'.

Tick **"Sea"**  on entering/leaving by sea. Provide the shipping line details under Box 'Reference number'.

Tick **"Road"**  on entering/leaving by any kind of motorized road vehicle (car, bus, truck, motorcycle etc.). Provide the official registration number and country code of the vehicle under Box 'Reference number'.

Tick **"Rail"**  on entering/leaving by train. Provide the train type and the train number under Box 'Reference number'.

Tick **"Other"** if none of the other transport methods were used (e.g. pedestrian traffic, bicycle).

### **7. Signature of declarant**

Sign the declaration and fill in the date. You can ask for an endorsed copy of your declaration.